

ଦୁରାଈ ଅକ୍ଷର ମାଳା ।

Juray alphabet chart

Title: ଜୁରାଇ ଅକ୍ଷର ମାଳା ।

( Juray alphabet chart)

Language: Juray, Gajapati, Odisha, India

License:

Written by Praffula kumar bhuyan, Thomas karjee, Pratap bhuyan, Sudhir kumar gamanga.

Published by NIEA, ODLT.

## For the Teacher

This Big Book is designed to be used for two weeks. It promotes enjoyment of storybooks, development of vocabulary, the skills of prediction, sequencing and main idea, and the understanding that books are made up of words.

On Monday, the teacher

- shows everyone the cover of the book
- reads the title, while moving a finger under it
- turns to the first page, and discusses the picture (asks the children to predict what will happen)
- reads the text on the first page, fluently (not slowly), and
- asks the children what they think they will see on each page. (The teacher is the only one “reading.”)

On Tuesday, the teacher

- shows everyone the book, and
- reads the story again, following the words with a finger, without as much discussion of the pictures.

On Wednesday, the teacher

- invites children to join in with “reading” when the story comes to parts which are familiar to them
- shows a flashcard from the story and tells the class what the card says, and
- invites children to find the same word in the storybook (or to match the card with the word in the book to see if it is the same)

On Thursday, the teacher

- points smoothly to the words in the story and lets some volunteers “read” a page, if they can remember the story by now, and
- lets the children match the flashcards to the words in the story.

On Friday, the children

- act out (dramatize) the story as others help the teacher “read” it.





















କୁରୁଇ ଅକ୍ଷର ମାଳା





















ଅ ଅନୁଚିତ୍ 	ଆ ଆବୁରୁଦ୍ରିମ୍ 	ଇ ଇକଲ 	ଈ ଈଟା 
ଉ ଉଆଟ୍ 	ଏ ଏଟା 	ଓ ଓଘୋଟ୍ 	ଋ ଋଦ୍ରିମ୍ 
ଌ ଌଝାନ୍ 	ୠ ୠାଉବାନ୍ 	ଌ ଌତିଆ 	ଐ ଐକମା 
ଋ ଋଟାଟେଲ୍ 	ୠ ୠମରାନ୍ 	ଐ ଐଅନ୍ 	ଌ ଌଗ 
ଋ ଋତି 	ୠ ୠକ୍ଷେମା 	ଌ ଌଆଟା 	ଐ ଐକ୍ଷ 
ଌ ଌ ୠ ଌ			

କୁରାଞ୍ଚ ଅକ୍ଷର ମାଳା

ଅ ଅନୁଜିବ 	ଆ ଆଚରେସିମ୍ 	ଇ ଇଡ଼ିଲ 	ଈ ଈଡ଼ା 
ଉ ଉଆଡ଼ 	ଏ ଏକା଼ରା 	ଓ ଓସୋକ 	ଋ ଋନସିମ୍ 
ଌ ଌଝାନ 	ଐ ଐରବାନ୍ 	ଋ ଋକିଆ 	ଋ ଋଡ଼ମା 
ଋ ଋଡ଼ତେଲି 	ଋ ଋନରାନ୍ 	ଋ ଋଅନ୍ 	ଋ ଋର 
ଋ ଋକି 	ଋ ଋକ୍ଷମା 	ଋ ଋଆଡ଼ 	ଋ ଋୟ 
ଠ ଠ ଠ			

କୁରାଈ ଅକ୍ଷର ମାଳା

<p>ଅ</p> <p>ଅନୁଚିତ୍</p> 	<p>ଆ</p>  <p>ଆଡ଼ରେସିମ୍</p>	<p>ଇ</p> <p>ଇଡ଼ଲି</p> 	<p>ଉ</p> <p>ଉଡ଼ା</p> 
 <p>ଊ</p> <p>ଊଆଡ଼</p>	 <p>ଏ</p> <p>ଏଡ଼ା</p>	<p>ଓ</p> <p>ଓୟୋଡ଼</p> 	<p>ଋ</p> <p>ଋଡ଼ସିମ୍</p> 
<p>ଌ</p> <p>ଌଊନ୍</p> 	<p>ଐ</p> <p>ଐଡ଼ା</p> 	<p>ଋ</p> <p>ଋଡ଼ିଆ</p> 	<p>ଋ</p> <p>ଋଡ଼ମା</p> 
 <p>ଋଡ଼ଡ଼େଲି</p>	<p>ମ</p> <p>ମନ୍ତା</p> 	<p>ଋ</p> <p>ଋଅନ୍</p> 	<p>ର</p> <p>ରଗ</p> 
<p>ସ</p> <p>ସଡ଼ି</p> 	<p>ଷ</p> <p>ଷେମା</p> 	<p>ଲ</p> <p>ଲଆଡ଼</p> 	<p>ଋ</p> <p>ଋସ</p> 
ଠ			

<p>ଅ ଅନ୍ତର </p>	<p>ଆ ଆଉଁରେଇ </p>	<p>ଇ ଇଲ </p>	<p>ଈ ଈରା </p>
<p>ଉ ଉଆଁ </p>	<p>ଊ ଊବା </p>	<p>ଋ ଋୟାଁ </p>	<p>ୠ ୠନିମ୍ବ </p>
<p>ଏ ଏଝାନ୍ </p>	<p>ଐ ଐରା </p>	<p>ଋ ଋତିଆ </p>	<p>ଌ ଌରା </p>
<p>ଐ ଐଲେଇ </p>	<p>ଋ ଋରା </p>	<p>ଐ ଐଅନ୍ </p>	<p>ଋ ଋରା </p>
<p>ଋ ଋତି </p>	<p>ଌ ଌମା </p>	<p>ଌ ଌଆଁ </p>	<p>ଐ ଐୟ </p>
<p>ଌ ଌଌଌଌ</p>			







